

Timeless

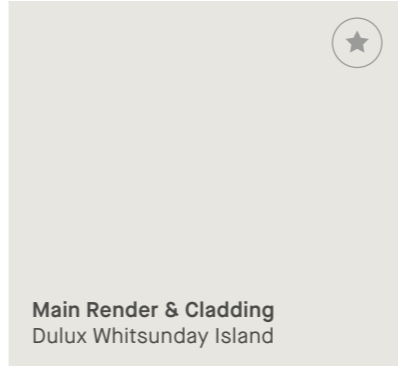

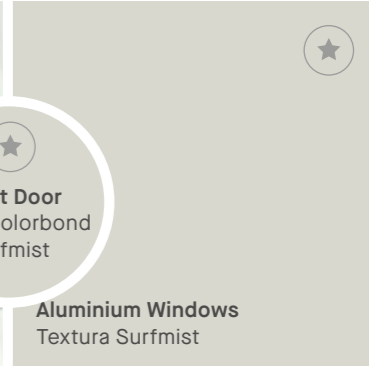
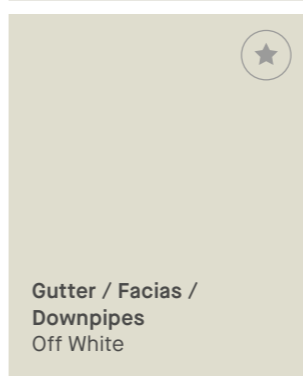
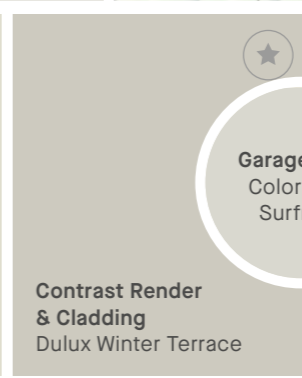

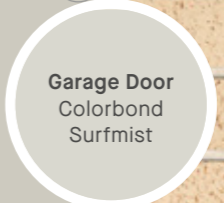
Think Hamptons, Provincial and Classic Farmhouse for this definitive style that is always on trend. Never tire of fresh blues, crisp whites and bold accents that pair with traditional furnishings and speak of enduring quality and appeal.





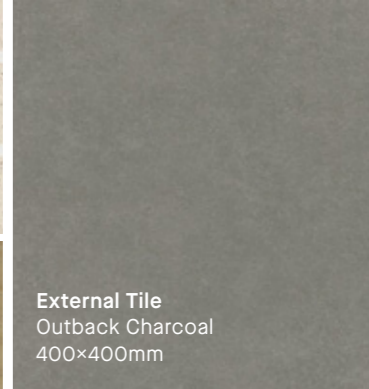
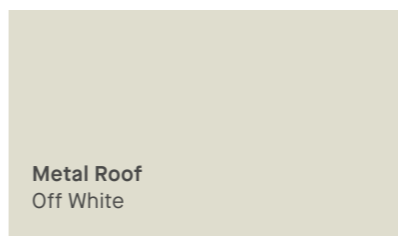
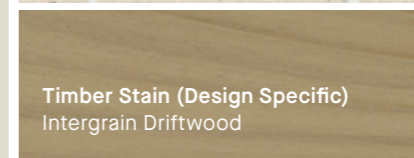
Facade colour selections.



Quality inclusions

 <p>Main Render & Cladding Dulux Whitsunday Island</p>	 <p>Roof Tile Elabana Salt Spray</p>	 <p>Aluminium Windows Textura Surfmist</p>
 <p>Front Door Dulux Colorbond Surfmist</p>		
 <p>Gutter / Facias / Downpipes Off White</p>	 <p>Contrast Render & Cladding Dulux Winter Terrace</p>	 <p>Brick PGH Character Straw</p>
 <p>Garage Door Colorbond Surfmist</p>		

Upgrade options



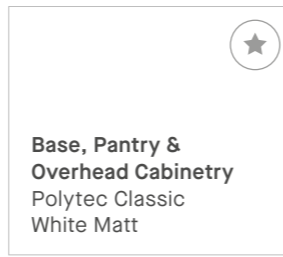
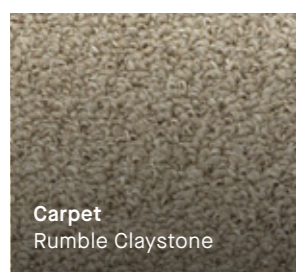
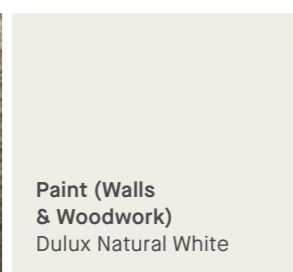

 <p>Letterbox Dune</p>	 <p>Brick Austral Access Ash</p>	 <p>External Tile Outback Charcoal 400x400mm</p>
 <p>Metal Roof Off White</p>	 <p>Timber Stain (Design Specific) Intergrain Driftwood</p>	

★ Shown in image on opposite page


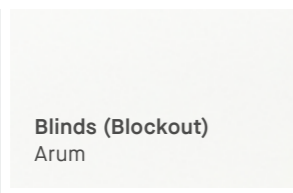

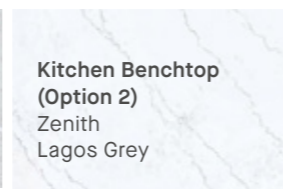
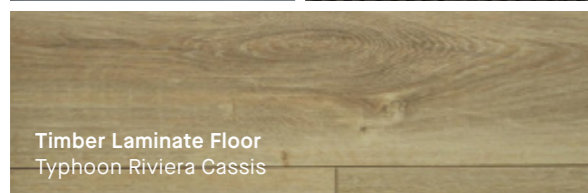
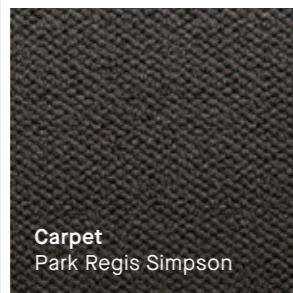



Please note colours are to be used as a guide only and may appear different in person. All imagery is illustrative only and features upgrade items including 40mm Benchtop, select appliances and overhead cabinetry. Facade images are to be used as a guide only and may show decorative items not included in the base price including Category 2 brickwork (available as an upgrade option), coach lights, path, fencing, landscaping, timber windows and furnishings. Please note images depict a 2550mm ceiling height. Contact your New Homes Consultant for house specific drawings to assist you in making your choice. Colour selections are subject to change without notice, Boutique Homes reserves the right to swap colours for a similar item if the item is discontinued by the supplier.


Kitchen & Living colour selections.

Quality inclusions

 <p>Timber Floor Brooklyn 105 Ridgewood</p>	 <p>Splashback Tile Gloss White 100x200mm</p>	 <p>Base, Pantry & Overhead Cabinetry Polytec Classic White Matt</p>
 <p>Carpet Rumble Claystone</p>	 <p>Paint (Walls & Woodwork) Dulux Natural White</p>	 <p>Kitchen Benchtop Zenith White Burst</p>

Upgrade options

 <p>Feature Wall Tile Touch Gunmetal Gloss 75x300mm</p>	 <p>Blinds (Blockout) Arum</p>	 <p>Kitchen Benchtop (Option 1) Zenith Fossil</p>	 <p>Kitchen Benchtop (Option 2) Zenith Lagos Grey</p>
 <p>Timber Laminate Floor Typhoon Riviera Cassis</p>	 <p>Carpet Park Regis Simpson</p>	 <p>Stair Stain (Design specific) Intergrain Driftwood</p>	 <p>Floor Tile (Option 1) Storm Grey (White) Matt 400x400mm</p>
		 <p>Floor Tile (Option 2) Newport White Matt 450x450mm</p>	

 Shown in image on opposite page









Please note colours are to be used as a guide only and may appear different in person. All imagery is illustrative only and features upgrade items including 40mm Benchtop, select appliances and overhead cabinetry. Facade images are to be used as a guide only and may show decorative items not included in the base price including Category 2 brickwork (available as an upgrade option), coach lights, path, fencing, landscaping, timber windows and furnishings. Please note images depict a 2550mm ceiling height. Contact your New Homes Consultant for house specific drawings to assist you in making your choice. Colour selections are subject to change without notice. Boutique Homes reserves the right to swap colours for a similar item if the item is discontinued by the supplier.






Bathroom & Laundry colour selections.

Quality inclusions

 <p>Cabinetry Polytec Classic White Matt</p>	 <p>Laundry Benchtop Laminate Buller Stone Matt</p>	 <p>Bathroom /Ensuite Benchtop Laminate Argento Glass</p>
 <p>Floor Tile Storm Grey (White) Matt 400x400mm</p>	 <p>Laundry Splashback Gloss White 100x200mm</p>	 <p>Bathroom Wall Tile Amalfi Gloss White 400x400mm</p>

Upgrade options

 <p>Bathroom /Ensuite Benchtop Zenith White Burst</p>	 <p>Floor & Wall Tile Newport White Matt 450x450mm</p>
---	--

 Shown in image on opposite page

Please note colours are to be used as a guide only and may appear different in person. All imagery is illustrative only and features upgrade items including 40mm Benchtop, select appliances and overhead cabinetry. Facade images are to be used as a guide only and may show decorative items not included in the base price including Category 2 brickwork (available as an upgrade option), coach lights, path, fencing, landscaping, timber windows and furnishings. Please note images depict a 2550mm ceiling height. Contact your New Homes Consultant for house specific drawings to assist you in making your choice. Colour selections are subject to change without notice. Boutique Homes reserves the right to swap colours for a similar item if the item is discontinued by the supplier.