

Organic

Echoing natural materials and textures, the Organic Scheme celebrates simplicity and understated beauty. The subtle light colour palette with natural wood elements invites pops of colour for an interior that is all about you.





Facade colour selections.

Quality inclusions

<p>★</p> <p>Main Render & Cladding Dulux Narrow Neck Quarter</p>	<p>★</p> <p>Roof Tile Elabana Salt Spray</p>	<p>★</p> <p>★</p> <p>Front Door Dulux Colorbond Dune</p> <p>Aluminium Windows Textura Surfmist</p>
<p>★</p> <p>Gutter / Facias / Downpipes Off White</p>	<p>★</p> <p>Garage Door Colorbond Dune</p> <p>Contrast Render & Cladding Dulux Winter Fog</p>	<p>Brick Austral Domain Sanctuary</p>

Upgrade options



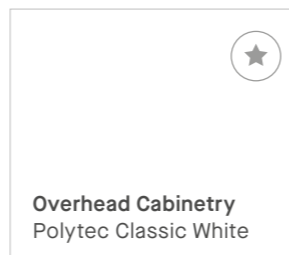


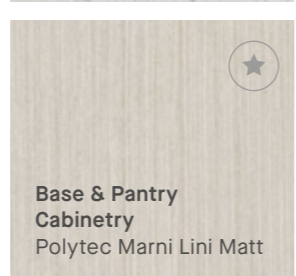
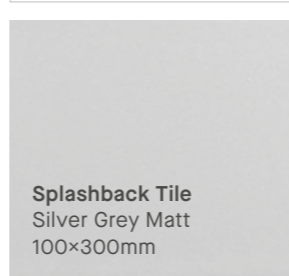
<p>Letterbox Dune</p>	<p>Brick Austral Access Ash</p>	<p>External Tile Outback Charcoal 400x400mm</p>
<p>Metal Roof Off White</p>	<p>Timber Stain (Design Specific) Intergrain Driftwood</p>	

★ Shown in Image on opposite page


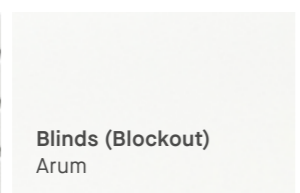
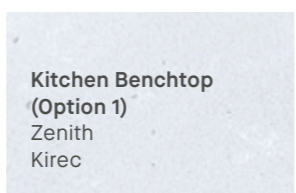
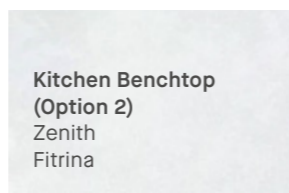


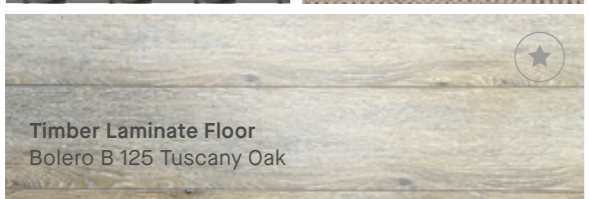
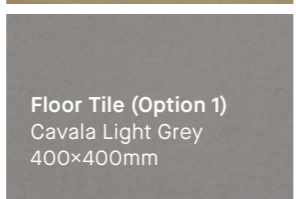
Please note colours are to be used as a guide only and may appear different in person. All imagery is illustrative only and features upgrade items including 40mm Benchtop, select appliances and overhead cabinetry. Facade images are to be used as a guide only and may show decorative items not included in the base price including Category 2 brickwork (available as an upgrade option), coach lights, path, fencing, landscaping, timber windows and furnishings. Please note images depict a 2550mm ceiling height. Contact your New Homes Consultant for house specific drawings to assist you in making your choice. Colour selections are subject to change without notice, Boutique Homes reserves the right to swap colours for a similar item if the item is discontinued by the supplier.

Kitchen & Living colour selections.

Quality inclusions

 <p>Timber Floor Brooklyn 105 Colombia</p>	 <p>Kitchen Benchtop Zenith Sugar Rush</p>	 <p>Overhead Cabinetry Polytec Classic White</p>
 <p>Carpet Rumble Pivot Grey</p>	 <p>Paint (Walls & Woodwork) Dulux Winter Terrace</p>	 <p>Base & Pantry Cabinetry Polytec Marni Lini Matt</p>
		 <p>Splashback Tile Silver Grey Matt 100x300mm</p>

Upgrade options

 <p>Feature Wall Tile Penny Round White Matt 19mm</p>	 <p>Blinds (Blockout) Arum</p>	 <p>Kitchen Benchtop (Option 1) Zenith Kirec</p>	 <p>Kitchen Benchtop (Option 2) Zenith Fitrina</p>
		 <p>Stair Stain (Design specific) Intergrain Driftwood</p>	 <p>Floor Tile (Option 2) Lexicon Matt 300-600mm</p>
 <p>Timber Laminate Floor Bolero B-125 Tuscany Oak</p>			 <p>Floor Tile (Option 1) Cavala Light Grey 400x400mm</p>

★ Shown in Image on opposite page




Please note colours are to be used as a guide only and may appear different in person. All imagery is illustrative only and features upgrade items including 40mm Benchtop, select appliances and overhead cabinetry. Facade images are to be used as a guide only and may show decorative items not included in the base price including Category 2 brickwork (available as an upgrade option), coach lights, path, fencing, landscaping, timber windows and furnishings. Please note images depict a 2550mm ceiling height. Contact your New Homes Consultant for house specific drawings to assist you in making your choice. Colour selections are subject to change without notice, Boutique Homes reserves the right to swap colours for a similar item if the item is discontinued by the supplier.

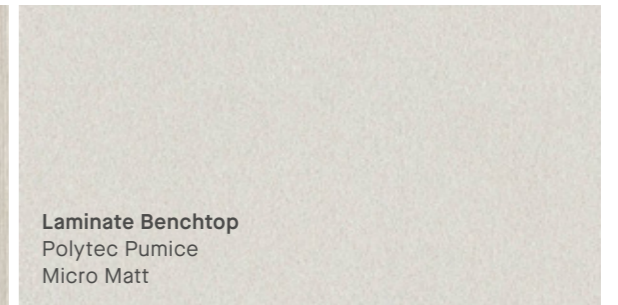


Bathroom & Laundry colour selections.

Quality inclusions



Cabinetry
Polytec Marni Lini Matt



Laminate Benchtop
Polytec Pumice
Micro Matt




Floor & Wall Tile
Cavala Light Grey Matt
400x400mm



**Laundry Wall
Splashback Tile**
Silver Grey Matt
100x300mm

Upgrade options



Bathroom /Ensuite Benchtop
Zenith Sugar Rush



Floor & Wall Tile
Lexicon Stone Matt
300x600mm

★ Shown in Image on opposite page

Please note colours are to be used as a guide only and may appear different in person. All imagery is illustrative only and features upgrade items including 40mm Benchtop, select appliances and overhead cabinetry. Facade images are to be used as a guide only and may show decorative items not included in the base price including Category 2 brickwork (available as an upgrade option), coach lights, path, fencing, landscaping, timber windows and furnishings. Please note images depict a 2550mm ceiling height. Contact your New Homes Consultant for house specific drawings to assist you in making your choice. Colour selections are subject to change without notice, Boutique Homes reserves the right to swap colours for a similar item if the item is discontinued by the supplier.