

Coastal

Feel the tranquillity of the seaside serenity with this beach-inspired palette of soft grey, sandy yellow, bleached white and dusty blues. Style with soft fabrics and furnishings for a truly relaxed lifestyle.





Facade colour selections.

Quality inclusions

<p>★</p> <p>Main Render & Cladding Dulux Tranquil Retreat</p>	<p>★</p> <p>Roof Tile Elabana Babylon</p>	<p>★</p> <p>Front Door Dulux Colorbond Windspray</p> <p>★</p> <p>Aluminium Windows Textura Surfmist</p>
<p>★</p> <p>Gutter / Fascias / Downpipes Basal</p>	<p>★</p> <p>Garage Door Colorbond Ironstone</p> <p>★</p> <p>Contrast Render & Cladding Dulux Western Myall</p>	<p>Brick Austral Domain Oasis</p>

Upgrade options





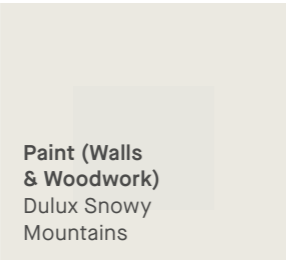
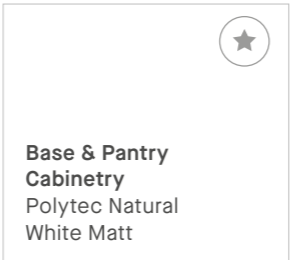
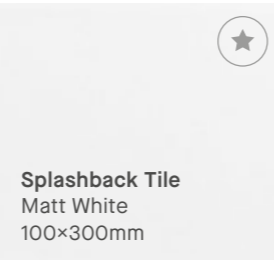
<p>Letterbox Grey</p>	<p>Brick Austral Access Stone</p>	<p>External Feature Tile Outback Charcoal 400x400mm</p>
<p>Metal Roof Basal</p>	<p>Timber Stain (Design Specific) Intergrain Clear Stain</p>	

★ Shown in Image on opposite page


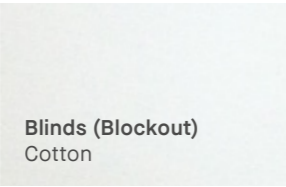

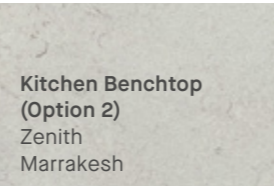




Please note colours are to be used as a guide only and may appear different in person. All imagery is illustrative only and features upgrade items including 40mm Benchtop, select appliances and overhead cabinetry. Facade images are to be used as a guide only and may show decorative items not included in the base price including Category 2 brickwork (available as an upgrade option), coach lights, path, fencing, landscaping, timber windows and furnishings. Please note images depict a 2550mm ceiling height. Contact your New Homes Consultant for house specific drawings to assist you in making your choice. Colour selections are subject to change without notice, Boutique Homes reserves the right to swap colours for a similar item if the item is discontinued by the supplier.

Kitchen & Living colour selections.

Quality inclusions

 <p>Timber Floor Brooklyn 105 Mapleton</p>	 <p>Kitchen Benchtop Zenith Crystal</p>	 <p>Overhead Cabinetry Polytec Natural Oak Matt</p>
 <p>Carpet Rumble Slate Grey</p>	 <p>Paint (Walls & Woodwork) Dulux Snowy Mountains</p>	 <p>Base & Pantry Cabinetry Polytec Natural White Matt</p>
		 <p>Splashback Tile Matt White 100x300mm</p>

Upgrade options

 <p>Feature Wall Tile Bluestone Polished 15x100mm</p>	 <p>Blinds (Blockout) Cotton</p>	 <p>Benchtop Material (Option 1) Zenith Beton</p>	 <p>Kitchen Benchtop (Option 2) Zenith Marrakesh</p>
		 <p>Stair Stain (Design specific) Intergrain Clear Stain</p>	 <p>Floor Tile (Option 2) Olympia White Matt 300x600mm</p>
 <p>Timber Laminate Floor Typhoon Havana 160 Alpine</p>	 <p>Floor Tile (Option 1) Outback White Matt 400x400mm</p>		

 Shown in Image on opposite page



Please note colours are to be used as a guide only and may appear different in person. All imagery is illustrative only and features upgrade items including 40mm Benchtop, select appliances and overhead cabinetry. Facade images are to be used as a guide only and may show decorative items not included in the base price including Category 2 brickwork (available as an upgrade option), coach lights, path, fencing, landscaping, timber windows and furnishings. Please note images depict a 2550mm ceiling height. Contact your New Homes Consultant for house specific drawings to assist you in making your choice. Colour selections are subject to change without notice. Boutique Homes reserves the right to swap colours for a similar item if the item is discontinued by the supplier.

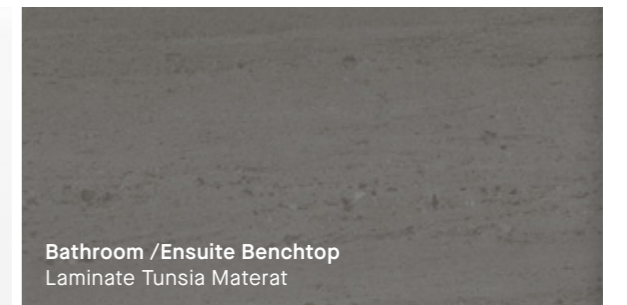


Bathroom & Laundry colour selections.

Quality inclusions



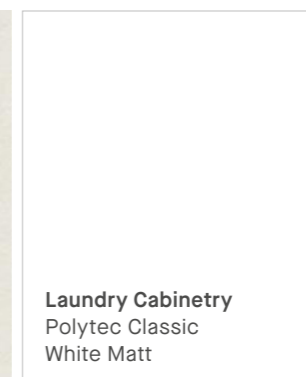
**Laundry Wall
Splashback Tile**
Matt White
100x300mm



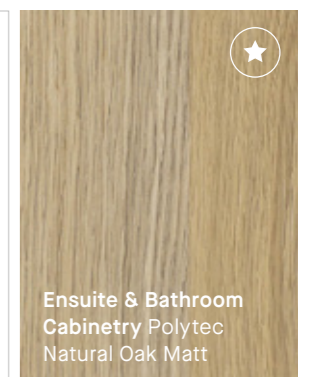
Bathroom / Ensuite Benchtop
Laminate Tunsia Materat



Floor & Wall Tile
Outback White Matt
400x400mm




Laundry Cabinetry
Polytec Classic
White Matt



**Ensuite & Bathroom
Cabinetry Polytec**
Natural Oak Matt

Upgrade options



Bathroom / Ensuite Benchtop
Zenith



Floor & Wall Tile
Olympia White Matt
300x600mm

★ Shown in Image on opposite page

Please note colours are to be used as a guide only and may appear different in person. All imagery is illustrative only and features upgrade items including 40mm Benchtop, select appliances and overhead cabinetry. Facade images are to be used as a guide only and may show decorative items not included in the base price including Category 2 brickwork (available as an upgrade option), coach lights, path, fencing, landscaping, timber windows and furnishings. Please note images depict a 2550mm ceiling height. Contact your New Homes Consultant for house specific drawings to assist you in making your choice. Colour selections are subject to change without notice. Boutique Homes reserves the right to swap colours for a similar item if the item is discontinued by the supplier.