

Australiana

Embrace the warmth and richness of a palette reflecting the unique features of the Australian landscape. Neutral tones blended with warm caramel, muted sage, burnt orange, and even a hint of terracotta for an experience of iconic comfort.




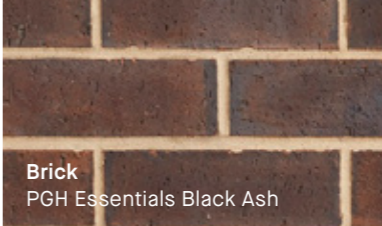

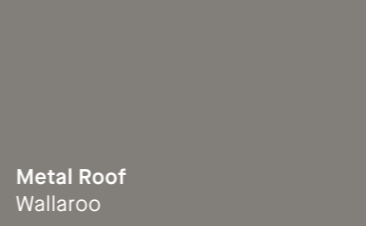



Facade colour selections.

Quality inclusions

 <p>★</p> <p>Main Render & Cladding Dulux Grey Port</p>	 <p>★</p> <p>Roof Tile Elabana Barramundi</p>	 <p>★</p> <p>Aluminium Windows Textura Surfmist</p>
 <p>★</p> <p>Gutter / Facias / Downpipes Wallaroo</p>	 <p>★</p> <p>Contrast Render & Cladding Dulux Pewter Frame</p>	 <p>★</p> <p>Brick PGH Character Bark</p>

Upgrade options



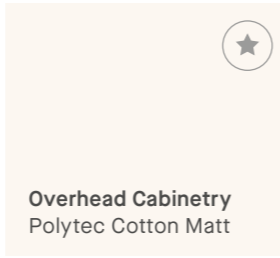

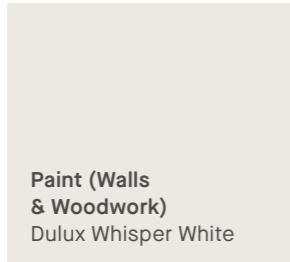
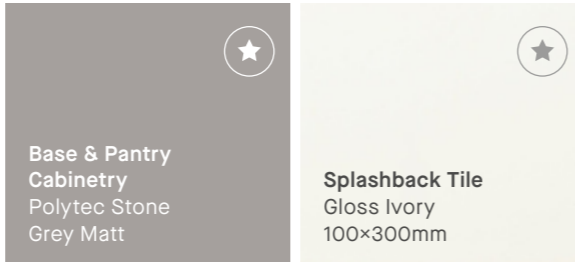
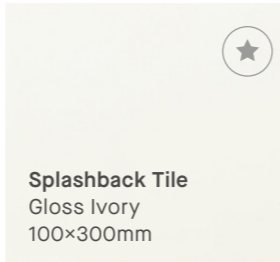
 <p>Letterbox Dune</p>	 <p>Brick PGH Essentials Black Ash</p>	 <p>External Tile Outback Charcoal 400x400mm</p>
 <p>Metal Roof Wallaroo</p>	 <p>Timber Stain (Design Specific) Intergrain Merbau</p>	

★ Shown in Image on opposite page


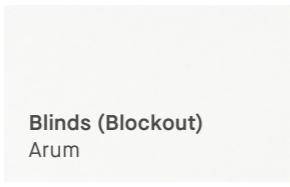






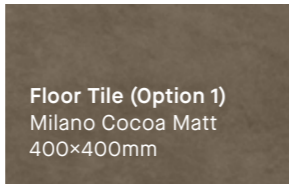
Please note colours are to be used as a guide only and may appear different in person. All imagery is illustrative only and features upgrade items including 40mm Benchtop, select appliances and overhead cabinetry. Facade images are to be used as a guide only and may show decorative items not included in the base price including Category 2 brickwork (available as an upgrade option), coach lights, path, fencing, landscaping, timber windows and furnishings. Please note images depict a 2550mm ceiling height. Contact your New Homes Consultant for house specific drawings to assist you in making your choice. Colour selections are subject to change without notice, Boutique Homes reserves the right to swap colours for a similar item if the item is discontinued by the supplier.

Kitchen & Living colour selections.

Quality inclusions

 <p>Timber Laminate Floor Bolero 120 Rustic Coffee</p>	 <p>Kitchen Benchtop Zenith Savannah</p>	 <p>Overhead Cabinetry Polytec Cotton Matt</p>
 <p>Carpet Rumble Dark Bark</p>	 <p>Paint (Walls & Woodwork) Dulux Whisper White</p>	 <p>Base & Pantry Cabinetry Polytec Stone Grey Matt</p>
		 <p>Splashback Tile Gloss Ivory 100x300mm</p>

Upgrade options

 <p>Feature Wall Tile Athens Satin Mosaic 45x95mm</p>	 <p>Blinds (Blockout) Arum</p>	 <p>Kitchen Benchtop (Option 1) Zenith Carbon Noir</p>	 <p>Kitchen Benchtop (Option 2) Zenith Carrara Mist</p>
	 <p>Carpet Park Regis Bignell</p>	 <p>Stair Stain (Design specific) Intergrain Merbau</p>	 <p>Floor Tile (Option 2) Olympia Grey Matt 300x600mm</p>
 <p>Timber Laminate Floor Typhoon Provincial 150 Amstel</p>	 <p>Floor Tile (Option 1) Milano Cocoa Matt 400x400mm</p>		

★ Shown in Image on opposite page



Please note colours are to be used as a guide only and may appear different in person. All imagery is illustrative only and features upgrade items including 40mm Benchtop, select appliances and overhead cabinetry. Facade images are to be used as a guide only and may show decorative items not included in the base price including Category 2 brickwork (available as an upgrade option), coach lights, path, fencing, landscaping, timber windows and furnishings. Please note images depict a 2550mm ceiling height. Contact your New Homes Consultant for house specific drawings to assist you in making your choice. Colour selections are subject to change without notice. Boutique Homes reserves the right to swap colours for a similar item if the item is discontinued by the supplier.




Bathroom & Laundry colour selections.

Quality inclusions

<p>Laundry Wall Splashback Tile Gloss Ivory 100x300mm</p>	<p>Ensuite & Bathroom Wall Tile Milano Latte Matt 400x400mm</p>	<p>Bathroom / Ensuite Benchtop Laminate Buffalo Matt</p>
<p>Floor Tile Milano Cocoa Matt 400x400mm</p>		<p>Cabinetry Laminate Stone Grey Matt</p>

Upgrade options

<p>Bathroom / Ensuite Benchtop Zenith Savannah</p>	<p>Floor & Wall Tile Olympia Grey Matt 300x600mm</p>
---	---

 Shown in Image on opposite page

Please note colours are to be used as a guide only and may appear different in person. All imagery is illustrative only and features upgrade items including 40mm Benchtop, select appliances and overhead cabinetry. Facade images are to be used as a guide only and may show decorative items not included in the base price including Category 2 brickwork (available as an upgrade option), coach lights, path, fencing, landscaping, timber windows and furnishings. Please note images depict a 2550mm ceiling height. Contact your New Homes Consultant for house specific drawings to assist you in making your choice. Colour selections are subject to change without notice. Boutique Homes reserves the right to swap colours for a similar item if the item is discontinued by the supplier.